

CONFERENCE · 3 DAYS

PACKING GUIDE

# Business Casual Conference

A strategic system to pack professional attire in a personal item without the wrinkles. Your complete guide to navigating a 3-day conference. From the keynote stage to the networking happy hour using only a carry-on.

# Why Conferences Demand a Strategy

A 3-day conference is a high-stakes environment where your attire needs to perform under pressure. You'll move from air-conditioned ballrooms to outdoor lunch sessions, ending with evening mixers. Rigid packing often leads to wrinkled suits and bulky luggage that punishes you during transit.

The solution is the ClimaPal Modular Formula: Every item serves at least two purposes and transitions seamlessly between professional and social settings. This guide ensures you look sharp and intentional without dragging a heavy suitcase through the hotel lobby.

# The Business Casual Weather Cheat Sheet

Indoor climates are notoriously inconsistent. While the outside temp varies, the conference hall is its own ecosystem.

- ☐ **Quick Reference:** Conference halls run 20°C–22°C. Prepare for 10°C swings when stepping outside. Layer for the dry hotel air, not just the outdoor temperature.

## 21°C

### Hall Temp

Air-conditioned ballrooms stay cool—always keep a layer handy.

## 10°C

### Outdoor Swing

Transitions between indoor and outdoor sessions can be dramatic.

## 10K

### Daily Steps

Hallways and networking sessions add up fast—comfort matters.

| Metric             | Average Range                             |
|--------------------|---|
| Hall Temp          | 20°C – 22°C (68°F – 72°F)                 |
| Outdoor Transition | Depends on city (Prepare for 10°C swings) |
| Humidity           | Low (Dry hotel air)                       |
| Daily Steps        | 8,000 – 12,000 (Hallways and networking)  |

# Your "Hero" Outerwear

In a professional setting, your outer layer sets the tone for your authority. You need a piece that commands the room without sacrificing comfort.



## The Unstructured Blazer

The ultimate conference weapon. Look for a wool-blend or 'travel jersey' fabric that resists wrinkles and has no heavy shoulder padding.



## The Technical Trench

If the city is rainy, a mid-length, water-resistant mac in navy or sand provides a polished silhouette that fits over your blazer.

- ❑ Pick one, not both. The goal is a single outerwear piece that earns its space in your carry-on by working with every outfit you pack.

# Smart Layering Pieces

Layering is the engine of professional comfort. You need to manage the 'Ballroom Chill' while staying polished across every session.

1

## **Fine-Gauge Merino Knitwear**

A V-neck or crew neck sweater in charcoal or navy. It looks sharp over a dress shirt and regulates temperature beautifully.

2

## **The 'Non-Iron' Button Down**

Choose high-quality performance fabrics that use your body heat to smooth out packing lines. Pack two.

3

## **The Polished Polo**

A long-sleeve or short-sleeve knit polo for 'Casual Friday' or the final morning session.

# Bottoms & Footwear

You need to be comfortable for 10+ hours on your feet—moving between sessions, hallways, and evening mixers.



## Technical Trousers

Avoid heavy denim; choose 'commuter' chinos that offer stretch and a clean, tapered silhouette. They pack down to nothing.

---

## Leather Chelsea Boots or Loafers

These follow the 'Slip-On Rule,' making airport security and hotel room transitions effortless. Dressy enough for a presentation, comfortable for walking.

---

## Minimalist Leather Sneakers

Only if the conference is 'Modern Business Casual'. Keep them pristine and tonal—all white or all black.



# Pro Tips for the Frequent Traveler



## The "Roll, Don't Fold" Rule

Merino wool and technical blends resist wrinkles best when rolled tightly in packing cubes. This is non-negotiable for a wrinkle-free blazer.



## The Shower Steam Hack

Hang your blazer and shirts in the bathroom while you take a hot shower. The steam will drop any remaining transit lines overnight.



## Color Palette Strategy

Stick to the 'Golden Rule': Neutrals + one pop color. Every item must work with every other item, maximizing outfits while minimizing your bag.

# The Capsule Wardrobe at a Glance

Here's the complete carry-on packing list. **12 core pieces** that mix into dozens of polished combinations for any conference scenario.

## Base Layers

Performance tees, non-iron dress shirts

## Mid Layers

Merino knits, polished polo

## Bottoms

Technical trousers, commuter chinos

## Outerwear & Shoes

Blazer, trench, boots, loafers, and umbrella.


# Outfit Combinations: Day to Night

With just 12 pieces, you can build completely different looks for every type of conference scenario. Here are four proven combinations to get you started.



## Keynote Morning

Chelsea boots + technical trousers + non-iron shirt + unstructured blazer. Sharp and authoritative for the main stage.




## Outdoor Lunch Session

Leather sneakers + commuter chinos + merino knit + technical trench. Relaxed but polished for outdoor transitions.



## Networking Happy Hour

Chelsea boots + dark chinos + merino knit + blazer. Sharp enough for cocktails and client conversations.



## Travel Day

Base layer + commuter chinos + Chelsea boots + blazer worn on plane. Carry-on ready and conference-sharp on arrival.

# Final Packing Reminders

## → Roll, Don't Fold

Merino and technical blends resist wrinkles best when rolled. Packing cubes help compress these layers for efficient carry-on packing.

## → Use the Shower Steam Hack

Hang your blazer and shirts in the bathroom during a hot shower. The steam drops transit wrinkles overnight—no iron needed.

## → Wear Your Heaviest Layers

Maximize carry-on space by wearing your blazer and Chelsea boots while traveling. You'll breeze through security and arrive polished.

## → The Neutral Palette Rule

Stick to a cohesive mix of navy, charcoal, grey, and tan. Every item must pair with the others. No single-use statement pieces allowed.


## → Pack a Wrinkle-Release Spray

A travel-sized wrinkle-release spray for your dress shirts and trousers is worth its weight in gold during a packed conference schedule.

## The Golden Rule

**If every piece in your bag works with every other piece, you've packed correctly.**

Stick to your core palette of neutrals. Layers that handle shifting environments. Shoes that can manage conference miles. That's the formula.

Now go own the room. 



## Want the Complete System?

This free guide covered a 3-day conference, but what about a 10-day trip to Tokyo? Or Iceland in October?

The ClimaPal Frequent Traveler Playbook is the exact system we use to travel 10+ days with only a personal item. No baggage fees, no overpacking, no guesswork.

Built from 50+ flights and real-world testing. Stop guessing. Start layering.

### What's Inside:

- Master Carry-On Packing framework for any climate
- Avoid Airline Fees strategies and size hacks
- Travel Efficiently with the modular wardrobe system

**Get the Playbook — \$24**

Available as instant PDF download. Works for any season, any destination.

Visit [www.climapalai.com](http://www.climapalai.com) to get your copy today.